







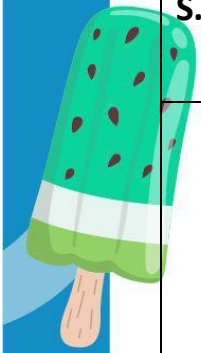
SEENAX[®] International School
vision upto max[™] limit (umbrella organisation-On Sarla Babu Educational Trust)

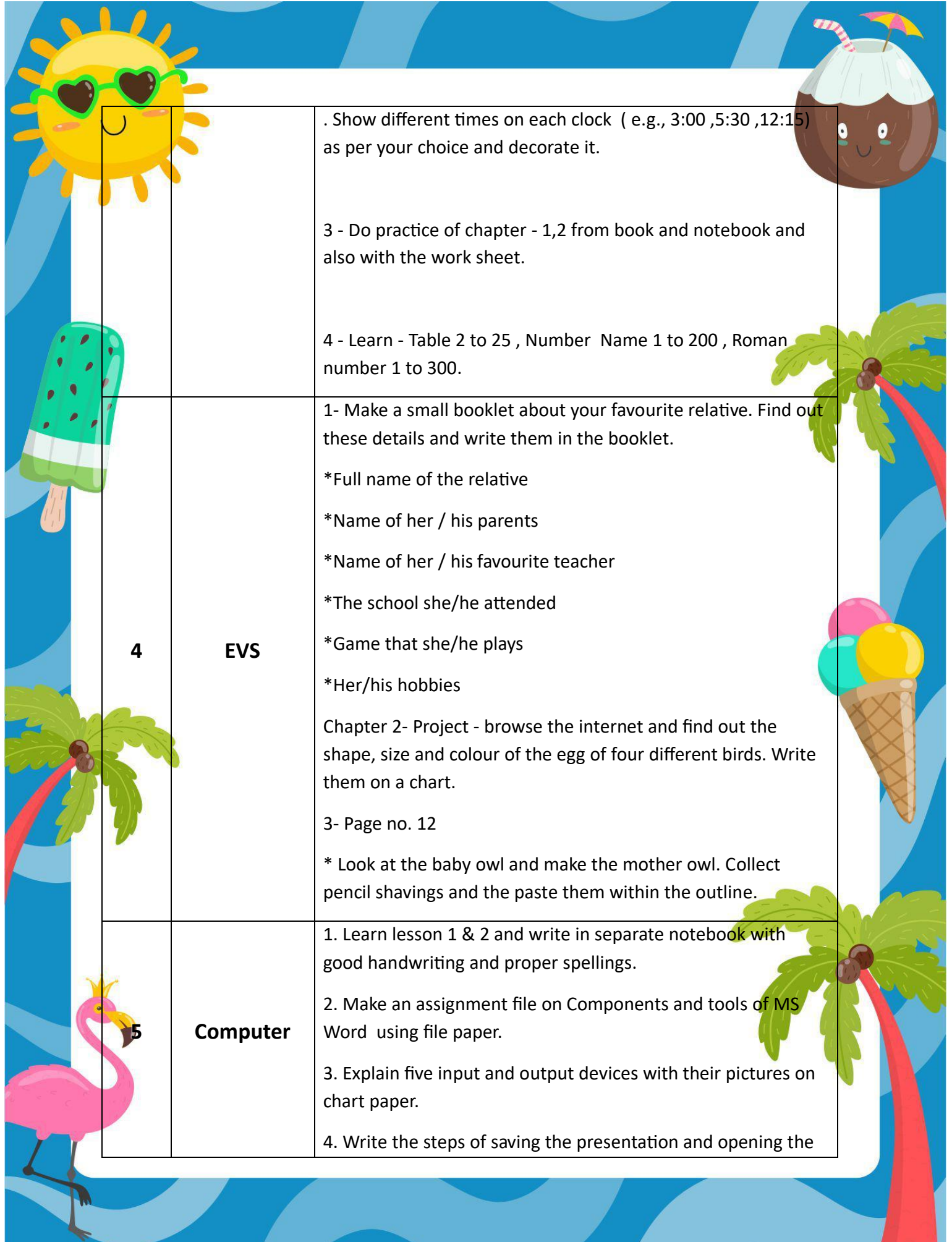


Summer Holiday Homework (2025-26)


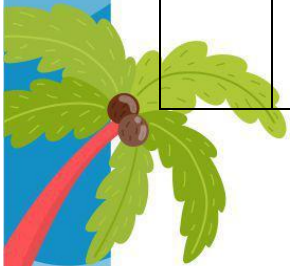
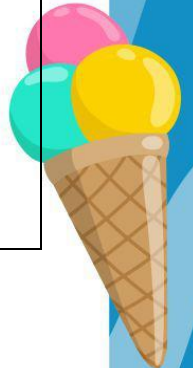

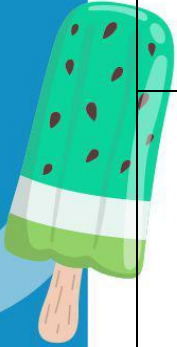

Class – IV

S.No.	Subject	Homework
1	English	<ol style="list-style-type: none">1. Write about the history of Olympic Games on A-4 size sheet.2. Write 5-5 outdoor and indoor games name with pictures on A-4 size sheet.3. Write a poem on 'Rainy season' with picture on A-4 size sheet.4. Write biography of the poet 'Kehn Nesbitt' with picture on A-4 size sheet.5. Write a paragraph on your favourite fruit with picture on A-4 size sheet.
2	Hindi	<ol style="list-style-type: none">1-A4 साइज शीट पर स्वतंत्रता सेनानी के चित्र चिपकाएं और उनके नाम भी लिखें2. Hindi I. शब्दों से वाक्य बनाइए बुक पेज नंबर 20.29 पर करें3. A4 साइज शीट पर अलग-अलग रंगों से कबीर दास जी के दोहे लिखें4. A4 साइज शीट पर ऐसे पांच पेड़ों के नाम लिखें जिनसे हमें फल मिलते हैं उनके चित्र भी बनाएं5. A4 साइज शीट पर मौखिक भाषा और लिखित भाषा को चित्र द्वारा समझाएं
3	Mathematics	<ol style="list-style-type: none">1 - Make an assignment file using file paper and write Table 2 to 25 , write Roman number 1 to 300 and decorate it.2 - Prepare a chart paper with 8 clocks.





		<p>. Show different times on each clock (e.g., 3:00 ,5:30 ,12:15) as per your choice and decorate it.</p> <p>3 - Do practice of chapter - 1,2 from book and notebook and also with the work sheet.</p> <p>4 - Learn - Table 2 to 25 , Number Name 1 to 200 , Roman number 1 to 300.</p>
<p>4</p>	<p>EVS</p>	<p>1- Make a small booklet about your favourite relative. Find out these details and write them in the booklet.</p> <ul style="list-style-type: none"> *Full name of the relative *Name of her / his parents *Name of her / his favourite teacher *The school she/he attended *Game that she/he plays *Her/his hobbies <p>Chapter 2- Project - browse the internet and find out the shape, size and colour of the egg of four different birds. Write them on a chart.</p> <p>3- Page no. 12</p> <p>* Look at the baby owl and make the mother owl. Collect pencil shavings and the paste them within the outline.</p>
<p>5</p>	<p>Computer</p>	<p>1. Learn lesson 1 & 2 and write in separate notebook with good handwriting and proper spellings.</p> <p>2. Make an assignment file on Components and tools of MS Word using file paper.</p> <p>3. Explain five input and output devices with their pictures on chart paper.</p> <p>4. Write the steps of saving the presentation and opening the</p>



		presentation.
6	Drawing	<p>1 Make a flower pot using waste bottle or Popsicles. Decorate it and place some colourful paper flowers.</p> <p>2 Make a chart paper on theme Our Power, Our Planet for World Environment (5th June).</p>
7	GK	<p>Q.1 Collect any 10 photos of Indian soldiers and paste them on A4 size paper sheet.</p> <p>Q.2 Write the name of 4 important temples and gods in Uttar Pradesh.</p> <p>Q.3 learn and write in the current affairs in your notebook book of may month.</p> <p>Q.4 paste the pictures of any 4 pet animals.</p>

